



AGENDA
REGULAR COUNCIL MEETING
March 24, 2025 @ 5:00 p.m.
IN THE TOWN OF VALLEYVIEW
COUNCIL CHAMBERS

A small town with big economic opportunities, Valleyview is on the way up!

- 1. CALL TO ORDER**
- 2. ACCEPTANCE OF AGENDA** (adds & deletes)
- 3. ADOPTION OF MINUTES**
 - 3.1 Minutes 25-06 from the Regular Meeting of Council held on Monday, March 10, 2025.
 - 3.2 Business arising from Minutes
- 4. PUBLIC HEARINGS**
 - 4.1 There are no Public Hearings
- 5. PRESENTATIONS & DELEGATIONS**
 - 5.1 There are no Presentations & Delegations
- 6. TOWN OPERATIONAL REPORTS**
 - 6.1 There are no Operational Reports
- 7. COMMITTEE REPORTS** (Boards, Commissions & Committee Minutes)
 - 7.1 There are no Committee Reports
- 8. OLD BUSINESS**
 - 8.1 RFD – Main Street Surveillance Camera
- 9. NEW BUSINESS**
 - 9.1 RFD – Signing Authority Removal
 - 9.2 RFD – Decision on Memberships with NAEL and FCM

10. BYLAWS

10.1 RFD- Bylaw #2025-03 Council Procedural Bylaw Amendment Second Reading

11. CORRESPONDENCE

11.1 Grande Prairie Regional Hospital Foundation, Ken Sargent House donation.

11.2 Municipal Affairs – Budget 2025 Education Property Tax

11.3 Alberta-NWT Command, Royal Canadian Legion – Military Service Recognition Book.

11.4 Grenn View FCSS Volunteer Appreciation Event

12. CLOSED SESSION

12.1 Closed Session FOIP Section 24 Asset Retirement Obligation

13. ADJOURNMENT

TOWN OF

VALLEYVIEW



REGULAR COUNCIL MEETING

2ND & 4TH MONDAY OF THE MONTH


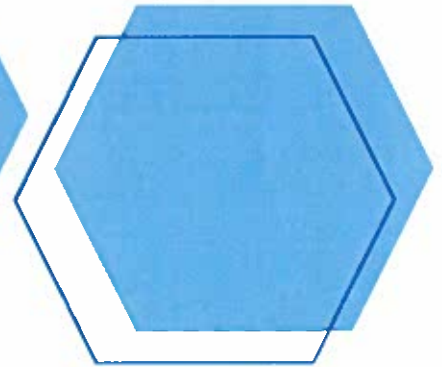
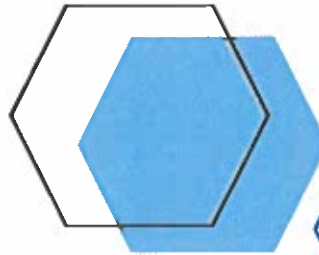
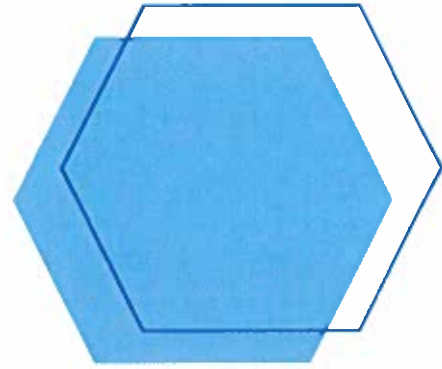
COMMENCING AT 5:00PM





MINUTES

MINUTES



REGULAR COUNCIL MEETING

COUNCIL CHAMBERS
TOWN ADMINISTRATION OFFICE





**TOWN OF VALLEYVIEW
REGULAR COUNCIL MEETING MINUTES
MINUTES 25-06
Monday March 10, 2025
5:00 PM IN THE TOWN OF VALLEYVIEW
COUNCIL CHAMBERS**

PRESENT

Mayor

Councilors:

Vern Lymburner
Delwin Slemph
Ken Wittig
Danny McCallum
Samantha Steinke

REGRETS

Tanya Boman – notified beforehand

ADMINISTRATION

Interim Chief Administrative Officer
Director of Corporate Services:
Director of Utilities Asset Management:
Acting Director of Community Services:
Director of Public Works:
Manager of Public Works
Administrative Officer:

Pat Brothers
Kathy McCallum
Carol McCallum – via teams
Archie (Tracey) Stewart
Dave Descheneaux
Jesse Harris
Karen Staples

OTHERS PRESENT

Tyler Olsen – MD Greenview Reeve
Ryan Ratzlaff – MD Councillor
Airport Hangar Owners – Greg Loewen, John Prince
Zac Sarling – Member of public

1. CALL TO ORDER

Call to Order

Mayor Lymburner called the Regular Council Meeting to order at 5:01pm

Councillor Slemph stepped out at 5:00pm, returned at 5:02pm.
Councillor McCallum stepped out at 5:04pm, returned at 5:05pm.

2. ACCEPTANCE OF AGENDA (adds & deletes)

Agenda Acceptance
Resolution #25-06-075

2.1 Councillor Steinke moved that Town Council adopt the March 10, 2025, Regular Council Meeting Agenda as presented.

CARRIED UNANIMOUSLY

3. ADOPTION OF MINUTES

RCM Minutes
Resolution #25-06-076

3.1 Regular Council Meeting Minutes 25-05 February 24, 2025.

Councillor Wittig moved that Town Council approve the Regular Town Council Meeting Minutes 25-05 dated Monday February 24, 2025, with amendments.

CARRIED UNANIMOUSLY

3.2 Business arising from Minutes

4. PUBLIC HEARINGS

There is no Public Hearing.

5. PRESENTATIONS & DELEGATIONS

5.1 Hangar Owners Group – Greg Loewen & John Prince

Presentation & Delegations
Resolution #25-06-077

Councillor Steinke moved to have Town Council direct admin to peruse the information and devise a plan.

CARRIED UNANIMOUSLY

6. TOWN OPERATIONAL REPORTS

- 6.1 Utilities Report submitted by Carol McCallum;
- 6.2 Public Works Report submitted by Dave Descheneaux;
- 6.3 Community Services Report submitted by Tracey Stewart;
- 6.4 Bank Reconciliation for month ending February 31, 2024

Town Operational Reports
Resolution #25-06-078

Councillor McCallum moved that Town Council accept the Town Operational Reports as presented.

CARRIED UNANIMOUSLY

7. COMMITTEE REPORTS (Boards, Commissions & Committee Minutes)

- 7.1 Green View Family & Community Support Services Regular Board Meeting Minutes from January 22, 2025.
- 7.2 Green View Family and Community Support Services Organizational Meeting from January 22, 2025.
- 7.3 Valleyview Library Board Meeting Minutes from October 16, 2024

Committee Reports
Resolution #25-06-079

Councillor Wittig moved that Town Council accept the Committee Reports as presented.

CARRIED UNANIMOUSLY

8. OLD BUSINESS

8.1 Memorandum of Understanding between the Town of Valleyview and the Valleyview Library Board.

Old Business
Resolution #25-06-080

Councillor Slomp moved that Town Council accept the updates to the Memorandum of Understanding between the Town of Valleyview and the Valleyview Library Board and direct admin to forward to the Library Board for signature.

CARRIED UNANIMOUSLY

9. NEW BUSINESS

9.1 RFD – Municipal Enforcement

New Business
Resolution #25-06-081

Councillor McCallum moved to have Town Council accept alternative 3.1 option 2 for Municipal Enforcement.

CARRIED UNANIMOUSLY

9.2 RFD – Vacant Board, Commission, Committee Council Member Appointments

New Business
Resolution #25-06-082

Councillor Steinke moved Town Council to appoint alternatives/replacements for Councillor Boman and Councillor Burke respectively. Also, direct admin to compose a letter to Heart River Housing to appoint Mayor Lymburner as alternate until councillor Boman returns.

CARRIED UNANIMOUSLY

Councillor Wittig stepped out at 6:05pm, returned at 6:07pm

10. BYLAW

10.1 RFD – Amendment to repeal and revise sections of the Council Procedural Bylaw #2023-12

Bylaw
Resolution #25-06-083

Councillor Steinke moved to give first reading of Bylaw #2025-03. Amendments to Council Procedural Bylaw #2023-12

CARRIED UNANIMOUSLY

11. CORRESPONDENCE

11.1 Alberta Municipal Affairs Budget 2025

Correspondence
Resolution #25-06-084

Councillor Wittig moved that Town Council accept as information

CARRIED UNANIMOUSLY

12. CLOSED SESSION

12.1 There is no Closed Session

13. ADJOURNMENT

Adjournment
Resolution #25-06-085


Councillor Slemph declared the Monday, March 10, 2025, Regular
Council Meeting adjourned at 6:09pm.

CARRIED UNANIMOUSLY

1

Mayor, Vern Lymburner

Interim CAO, Pat Brothers



REGULAR COUNCIL MEETING

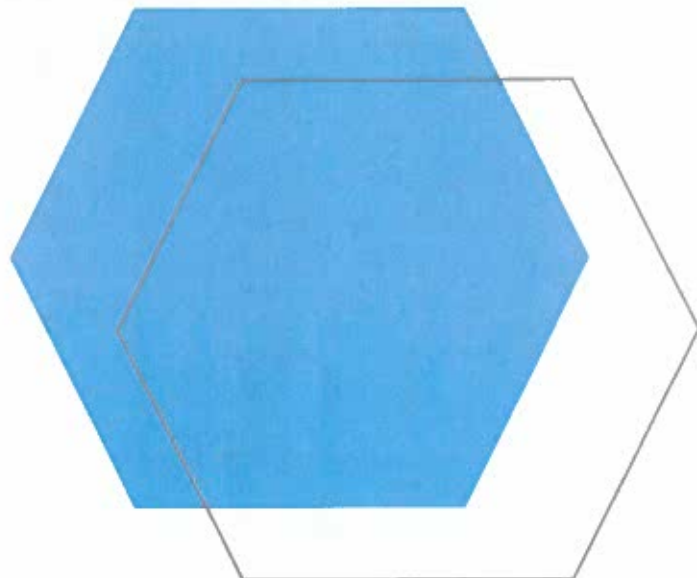
COUNCIL CHAMBERS


TOWN ADMINISTRATION OFFICE



PUBLIC HEARINGS

PUBLIC HEARINGS






PRESENTATIONS & DELEGATIONS

PRESENTATIONS & DELEGATIONS



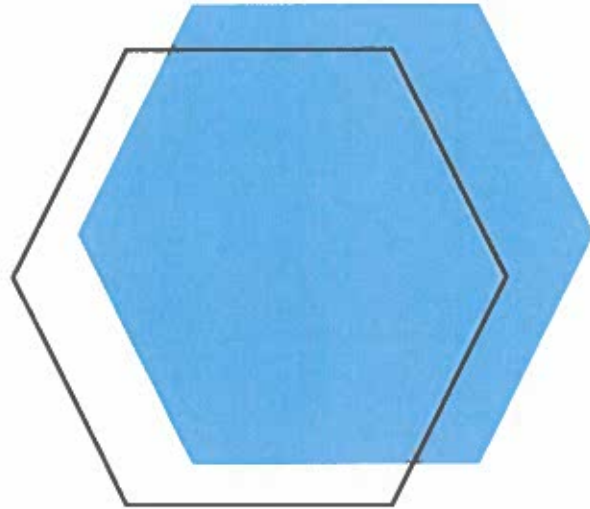
REGULAR COUNCIL MEETING

COUNCIL CHAMBERS
TOWN ADMINISTRATION OFFICE



REPORTS

TOWN OPERATIONAL & COMMITTEE REPORTS



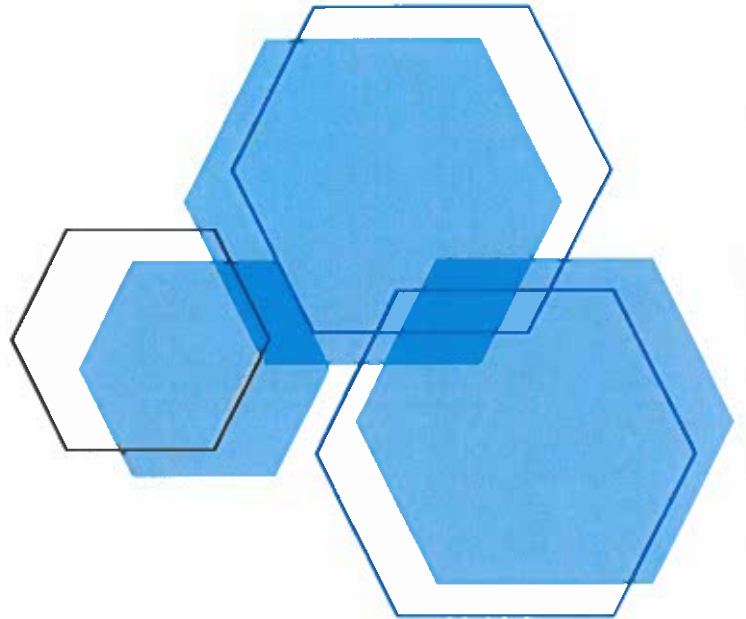
REGULAR COUNCIL MEETING

COUNCIL CHAMBERS
TOWN ADMINISTRATION OFFICE



OLD BUSINESS

OLD BUSINESS



REGULAR COUNCIL MEETING

COUNCIL CHAMBERS
TOWN ADMINISTRATION OFFICE





Town of Valleyview Request For Decision

Date: March 24, 2025

From: Tracey Stewart, Director of Community Services

Subject: Main Street Surveillance Camera

1.0 PURPOSE

To request Council's decision on whether to proceed with the video surveillance system on Main Street.

2.0 BACKGROUND AND DISCUSSION

In recent years, the Town has experienced an increase in incidents such as vandalism, theft, and public disturbances, frequently in the downtown area, resulting in concerns about public safety and property damages.

To address these concerns and improve public safety, in January 2025, Community Services installed a security camera at the intersection of 50th Avenue and 50th Street, on a trial basis. As the trial period has concluded, a decision is required to commit to a three-year contract to continue surveillance at this location.

3.0 ALTERNATIVES

- 3.1 Council approves the commitment to a three-year contract for the continuation of video surveillance.
- 3.2 Council decides against committing to a three-year surveillance contract, effectively discontinuing surveillance.
- 3.3 Council accepts this RFD 'Main Street Surveillance Camera' as information only at this time.


4.0 FINANCIAL IMPLICATIONS

The proposed three-year contract requires an upfront payment of \$14,239.93 CAD plus GST, which covers all costs for the entire term. This total includes \$7,656.16 for hardware and installation, along with \$6,583.77 for licensing and cellular data fees over the three years (equivalent to \$2,194.59 annually).

5.0 RECOMMENDATIONS

The Community Services Department does not have any specific recommendations regarding this matter and requests Council's review and decision.


Submitted By:



Tracey Stewart, Director of Community Services



Carol McCallum, Deputy Chief Administrative Officer




REGULAR COUNCIL MEETING

COUNCIL CHAMBERS
TOWN ADMINISTRATION OFFICE



NEW BUSINESS

NEW BUSINESS





Town of Valleyview Request For Decision

Date:	March 24, 2025
From:	Kathy McCallum, Director of Corporate Service
Subject:	Signing Authority Removal

1.0 PURPOSE

To authorize the removal of administrative signing authority from Glenn Burke following his resignation.

2.0 BACKGROUND AND DISCUSSION

Glenn Burke has resigned from the Town of Valleyview Council. As a result, his administrative signing authority needs to be revoked to ensure proper governance and financial control.

3.0 ALTERNATIVES

3.1 Council approves the removal of Glenn Burke's signing authority for the Town of Valleyview.

3.2 Council makes no changes to the current signing authorities.

4.0 FINANCIAL IMPLICATIONS

There are no financial implications associated with the decision.

5.0 RECOMMENDATIONS

It is recommended that Council chooses Alternative 3.1 to remove Glenn Burke's signing authority.

Submitted By: 
Kathy McCallum, Director of Corporate Services

Approved By: 
Carol McCallum, Acting Interim Chief Administrative Officer

Town of Valleyview Request For Decision

Date: March 24, 2025

From: Kathy McCallum, Director of Corporate Services

Subject: Decision on Memberships with NAEL and FCM

1.0 PURPOSE

To seek Council's decision on renewing or initiating memberships with the Northern Alberta Elected Leaders (NAEL) and the Federation of Canadian Municipalities (FCM).

2.0 BACKGROUND AND DISCUSSION

- **NAEL Membership:** The NAEL is a regional organization that provides a platform for elected officials in Northern Alberta to collaborate on common issues, share resources, and advocate for regional interests.
- **FCM Membership:** The FCM represents municipalities across Canada, advocating for their interests at the federal level and providing various resources, training, and networking opportunities.
- **NAEL:**
 - Enhanced regional collaboration and networking.
 - Access to shared resources and best practices.
 - Collective advocacy on regional issues.
- **FCM:**
 - National representation and advocacy.
 - Access to funding opportunities and grants.
 - Professional development and training programs.
 - Networking with municipalities across Canada

3.0 ALTERNATIVES

- 3.1 Council approves the renewal of both the FCM and NAEL memberships.
- 3.2 Council approves the renewal of the FCM membership but chose not to act on the NAEL membership.
- 3.3 Council approves the renewal of the NAEL membership but chose not to act on the FCM membership.
- 3.4 Council chooses to not renew the FCM and NAEL memberships.

4.0 FINANCIAL IMPLICATIONS

- NAEL Membership Fee: **\$500.00/ year**
- FCM Membership Fee for 2025-2026: **\$628.53**

5.0 ATTACHMENTS

- 5.1 NAEL Membership Invoice
- 5.2 FCM Membership Invoice

6.0 RECOMMENDATIONS

Administration has no recommendation.

Submitted By: 
Kathy McCallum, Director of Corporate Services

Approved By: 
Carol McCallum, Acting Interim Chief Administrative Officer



Northern Alberta Elected Leaders

59 Leedy Drive
Whitecourt, Alberta T7S 1X1
780-778-0202

Northern Alberta Elected Leaders Membership Fees 2025

As the Government of Alberta has reduced the financial and administrative support for the Northern Alberta Elected Leaders (NAEL) over the past several years, a motion was made at the February 24, 2023 meeting of NAEL to reinstate membership fees. Three tiers of membership were chosen:

1-1000 residents	\$200 annual membership fee
1001-5000 residents	\$500 annual membership fee
5001 residents and up	\$1500 annual membership fee

Invoice for Town of Valleyview

Population of 1673	\$500 annual membership fee for 2025
--------------------	--------------------------------------

We ask that all cheques be made payable and mailed to our municipal partner, Municipal District of Peace No. 135 at:

Municipal District of Peace No. 135

PO Box 34

5240-52 Ave

Berwyn, AB

TOH 0E0

Please mention in the subject line on the cheque that it is for NAEL membership.

We ask that any questions or concerns be sent to:

Jim Rennie

NAEL Executive Director

NorthernAlbertaElectedLeaders@gmail.com

(C) 780-778-0202



FEDERATION
OF CANADIAN
MUNICIPALITIES

FÉDÉRATION
CANADIENNE DES
MUNICIPALITÉS

**Membership Invoice
2025-2026
Facture d'adhésion**

24, rue Clarence Street
Ottawa, Ontario K1N 5P3
T. 613-241-5221

Pat Brothers

Town of Valleyview

PO Box 270 4802 50th Street

Valleyview, AB, T0H 3N0

Attn: Interim chief administrative officer

INVOICE / FACTURE: INV-43873-Z4Q8Y5

DATE: 01/28/2025

ACCOUNT / COMPTE: 447

DUE DATE / DATE LIMITE: 03/31/2025

ITEM / DESCRIPTION	QTY / QTE	RATE / TAUX	SUB-TOTAL / SOUS-TOTAL	GST / TPS	TOTAL
Base fee per your population / Taux de base selon votre population	1	\$220.00	\$220.00	\$11.00	\$231.00
Per capita dues calculated per your population / Frais de cotisation calculés selon votre population	1,673	\$0.2263	\$378.60	\$18.93	\$397.53
TOTAL			\$598.60	\$29.93	\$628.53

PAID AMOUNT / MONTANT PAYÉ: \$0.00

BALANCE DUE / MONTANT DÛ: \$628.53

**Your FCM membership empowers local leaders to
strengthen their communities and shape a brighter
future for all Canadians.**

Learn more at: <https://fcm.ca/membership>.

accountsreceivable@fcm.ca

PAYMENT / PAIEMENT

Electronic Funds Transfer / Transfert électronique de fonds

Royal Bank of Canada (RBC)/Banque Royale du Canada

Institution Number/Numéro de l'institution: 003

Transit Number/Numéro de transit: 00006

Account Number / Numéro de compte: 1113307

Cheque payable to / Chèque à l'ordre de

Federation of Canadian Municipalities

Fédération canadienne des municipalités



BYLAWS

BYLAWS



REGULAR COUNCIL MEETING

COUNCIL CHAMBERS
TOWN ADMINISTRATION OFFICE



Town of Valleyview Request For Decision

Date:	March 10, 2025
From:	Pat Brothers, Interim Chief Administrative Officer
Subject:	Bylaw #2025-03 Council Procedural Bylaw Amendment

1.0 PURPOSE

To seek Council's approval to adopt Bylaw #2025-03 Council Procedural Bylaw Amendment to repeal and revise sections of the Council Procedural Bylaw #2023-12.

2.0 BACKGROUND AND DISCUSSION

At the November 27, 2023 regular scheduled Council Meeting the Council Procedural Bylaw was adopted, which repealed and replaced Procedural Bylaw # 1999-07.

All three readings of the Council Procedural Bylaw occurred on November 27, 2023 by unanimous consent.

We contacted Alberta Municipal Affairs for advice and were informed that the passing of this Bylaw was done incorrectly and suggested that we get legal advice on how to proceed to correct this oversight.

We received legal advice and was informed that we need to adopt a Bylaw that repeals the impugned sections, which are sections 6.1.2.d, 6.1.5, 6.1.7.

Repealing these sections resulted in other section needing revision for clarity.

Revised Section 6.1

6.1 Organizational Meetings

6.1.1 An Organizational Meeting will be held each year in accordance with the Municipal Government Act.

6.1.2 At the Organizational Meeting:

- a. The CAO shall call the meeting to order at the first Organizational Meeting following a General Election;
- b. The Oaths of Office shall be issued to the Mayor and all Councillors as the first order of business at the first Organizational Meeting
- c. The CAO will turn the meeting over to the Mayor.

6.1.3 The Mayor will:

- a. Preside over the election of Deputy Mayor. Council shall confirm the result of the election by resolution;
- b. Preside over the remaining of the meeting.

- 6.1.4 At the Annual Organizational Meeting, Council will:
- a. Establish the dates and times of its regular meetings. If a regular meeting falls on a holiday, the meeting shall be held on the next following day, not being a holiday, unless said regular council meeting is cancelled by resolution;
 - b. Establish the dates, times, and places for Committee, Commission, and other pertinent meetings;
 - c. Appoint Council Committee, Commission, and Board Members;
 - d. Appoint Town's signing authority Persons;
 - e. Conduct other business as identified within the agenda.
- 6.1.5 In the case of tied votes for the appointment of a Board Member, the CAO will write the names of the individuals in question on slips of paper of equal size and place them in an appropriate receptacle. The CAO will then draw a name from the receptacle and shall declare the name of the individual written on the withdrawn slip of paper. Council shall confirm the result by resolution.

3.0 ALTERNATIVES

- 3.1 Council moves to adopt Bylaw #2025-03 Council Procedural Bylaw Amendment to repeal and revise sections of the Council Procedural Bylaw #2023-12.
- 3.2 Council moves to further amend Bylaw #2025-03 Council Procedural Bylaw Amendment and provides Administration direction.
- 3.3 Council accepts this RFD as information only at this time

4.0 FINANCIAL IMPLICATIONS

None.

5.0 ATTACHMENTS

Current Section 6.1

Revised Section 6.1

6.0 RECOMMENDATIONS

Council moves to adopt Bylaw #2025-03 Council Procedural Bylaw Amendment to repeal and revise sections of the Council Procedural Bylaw #2023-12.

Approved By:



Pat Brothers, Interim Chief Administrative Officer

Current Section 6.1 (Bylaw #2023-12)

6.1 Organizational Meetings

- 6.1.1 An Organizational Meeting will be held each year in accordance with the *Municipal Government Act*.
- 6.1.2 At the Organizational Meeting:
 - a. The CAO shall call the meeting to order;
 - b. The Oaths of Office shall be issued to all Councillors as the first order of business at the first Organizational Meeting following a General Election;
 - c. The Oath of Office shall be administered to the Mayor and Deputy Mayor annually at every Organizational Meeting;
 - d. The CAO will preside over the election of Mayor. Council shall confirm the result of the election by resolution;
 - e. Following the election of Mayor, the Oath of Office for the Mayor shall then be issued, and the CAO will turn the meeting over to the Mayor.
- 6.1.3 The Mayor will:
 - a. Preside over the election of Deputy Mayor. Council shall confirm the result of the election by resolution, after which the CAO will administer the Oath of Office to the Deputy Mayor; and
 - b. Preside over the remaining of the meeting.
- 6.1.4 At the Annual Organizational Meeting, Council will:
 - a. Establish the dates and times of its regular meetings. If a regular meeting falls on a holiday, the meeting shall be held on the next following day, not being a holiday, unless said regular council meeting is cancelled by resolution;
 - b. Establish the dates, times, and places for Committee, Commission, and other pertinent meetings;
 - c. Appoint Council Committee, Commission, and Board Members;
 - d. Appoint Town's signing authority Persons;
 - e. Conduct other business as identified within the agenda.
- 6.1.5 A secret ballot may be held for the election of the Mayor if requested by a Councillor present at the meeting. A vote by secret ballot must be confirmed by resolution. In the event that the Organizational Meeting is conducted electronically, an electronic method of conducting a secret ballot vote shall be made to all Councillors.
- 6.1.6 In the case of tied votes for either Mayor or Deputy Mayor, or in the appointment of a Board Member, the CAO will write the names of the individuals in question on slips of paper of equal size and place them in an appropriate receptacle. The CAO will then draw a name from the receptacle and shall declare the name of the individual written on the withdrawn slip of paper. Council shall confirm the result by resolution.
- 6.1.7 The Mayor and Deputy Mayor, as appointed from among Council members, shall hold their appointment from immediately after the vote is announced by the CAO until immediately before the beginning of the next Organizational Meeting.

Revised Section 6.1

Revisions in red
Revisions in yellow

6.1 Organizational Meetings

6.1.1 An Organizational Meeting will be held each year in accordance with the *Municipal Government Act*.

6.1.2 At the Organizational Meeting:

- a. The CAO shall call the meeting to order at the first Organizational Meeting following a General Election;
- b. The Oaths of Office shall be issued to the Mayor and all Councillors as the first order of business at the first Organizational Meeting following a General Election;
- c. The Oath of Office shall be administered to the Mayor and Deputy Mayor annually at every Organizational Meeting;
- d. The CAO will preside over the election of Mayor. Council shall confirm the result of the election by resolution;
- e. Following the election of Mayor, the Oath of Office for the Mayor shall then be issued, and The CAO will turn the meeting over to the Mayor.

6.1.3 The Mayor will:

- a. Preside over the election of Deputy Mayor. Council shall confirm the result of the election by resolution after which the CAO will administer the Oath of Office to the Deputy Mayor; and
- b. Preside over the remaining of the meeting.


6.1.4 At the Annual Organizational Meeting, Council will:

- a. Establish the dates and times of its regular meetings. If a regular meeting falls on a holiday, the meeting shall be held on the next following day, not being a holiday, unless said regular council meeting is cancelled by resolution;
- b. Establish the dates, times, and places for Committee, Commission, and other pertinent meetings;
- c. Appoint Council Committee, Commission, and Board Members;
- d. Appoint Town's signing authority Persons;
- e. Conduct other business as identified within the agenda.

6.1.5 A secret ballot may be held for the election of the Mayor if requested by a Councillor present at the meeting. A vote by secret ballot must be confirmed by resolution. In the event that the Organizational Meeting is conducted electronically, an electronic method of conducting a secret ballot vote shall be made to all Councillors.

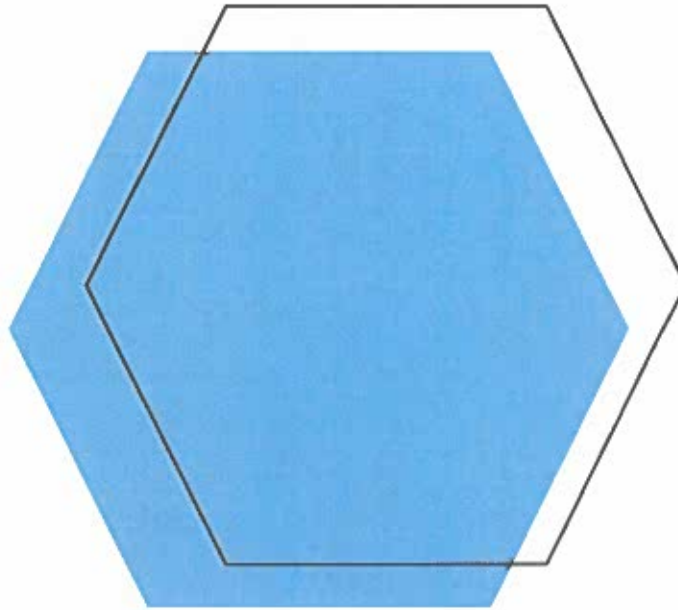
6.1.6 In the case of tied votes for either Mayor or Deputy Mayor or in the appointment of a Board Member, the CAO will write the names of the individuals in question on slips of paper of equal size and place them in an appropriate receptacle. The CAO will then draw a name from the receptacle and shall declare the name of the individual written on the withdrawn slip of paper. Council shall confirm the result by resolution.

6.1.7 The Mayor and Deputy Mayor, as appointed from among Council members, shall hold their appointment from immediately after the vote is announced by the CAO until immediately before the beginning of the next Organizational Meeting.



CORRESPONDENCE

CORRESPONDENCE



REGULAR COUNCIL MEETING

COUNCIL CHAMBERS

TOWN ADMINISTRATION OFFICE

2025.03.17

Town of Valleyview
4909 50 Street
Valleyview, AB, T0H 3N0

Dear Town of Valleyview Council,

I am writing to request financial support from the Town of Valleyview for the Ken Sargent House (KSH), a 21-bedroom facility being built near the Grande Prairie Regional Hospital (GPRH). KSH will provide families a comfortable and affordable place to stay while an individual or their loved ones receive advanced healthcare, offering much-needed support during a difficult time.

In 2024, 236 residents from Valleyview were admitted to the GPRH, with an average stay of 6.5 days. This figure does not account for outpatient services, where patients may have required multiple visits, further increasing the number of families who may need to access the Ken Sargent House.

Thanks to the generous backing of Ken Sargent, and our partnerships with the Rotary Club of Grande Prairie's Joint Venture Committees, we are proud to report we have already raised half of our \$12,000,000 fundraising goal. However, to ensure the completion of the Ken Sargent House by the fall of 2026, we are seeking further financial support from community-minded organizations and municipalities like yours.

The town of Valleyview has long been known for its strong commitment to enhancing community well-being, and we believe that the Ken Sargent House aligns closely with these values. We are reaching out to request your consideration for financial assistance to support the completion of this vital project. Your involvement would make an incredible difference for the families we serve and contribute significantly to improving the overall health and quality of life in the community.

We would be grateful for any gift that the Town of Valleyview would consider and are open to structure payments in a manner the best suits the Town of Valleyview, including multi year agreements. As our KSH campaign is over the next five years, we are finding that some of our friends are pledging a gift with annual payments over the five-year period.

Thank you for considering this opportunity to have a lasting and positive impact on the lives of families in need. I look forward to working together to bring this important project to fruition.

Kindest regards,



Dale Bond | Director, Ken Sargent House
Daleb@gphospitalfoundation.ca | 1-825-412-4135



ALBERTA

MUNICIPAL AFFAIRS

Office of the Minister

MLA, Calgary-Hays

AR118482

March 14, 2025

Dear Chief Elected Officials:

As you know, my colleague, the Honourable Nate Horner, President of Treasury Board and Minister of Finance, tabled *Budget 2025* in the Alberta Legislature on February 27. I am writing to share further information regarding *Budget 2025* as related to education property tax (EPT).

Budget 2025 takes an important step toward stabilizing operational funding for education systems across Alberta. Historically, approximately one-third of operational funding for Alberta Education came from the EPT municipalities collect from their rate payers on behalf of the province. In recent years, the proportion that EPT contributes to funding the operations of Alberta Education has decreased to less than 30 per cent. Through *Budget 2025*, the Government of Alberta is increasing the proportion of Alberta Education's operating budget covered by EPT to 31.6 per cent in 2025/2026 and back to 33 per cent in 2026/2027.

To provide Alberta's public education system with a stable and sustainable source of funding and meet the demands of increased student enrollment, EPT revenue will increase by 14 per cent from last year, to a total of \$3.1 billion. This increase will be reflected on the property tax bills that municipalities send to property owners in 2025.

The Ministry of Municipal Affairs sent EPT requisitions to all municipal administrations, informing them of their share of the provincial EPT. For more information on EPT, including a fact sheet (Attachment 1) and the EPT Requisition Comparison Report (Attachment 2), please visit www.alberta.ca/property-tax and click on "Education property tax."

Municipalities across Alberta can inform residents that a portion of their property taxes goes directly to the provincial government to help pay for the operations of Alberta's education system. Many municipalities do this by adding a note to their property tax bills sent through the mail.

.../2

Budget 2025 is meeting the challenge of the cost of living by helping families keep more money in their pockets with lower personal income taxes and continuing investments in education and health care. I look forward to working together over the next year as we build strong and vibrant communities that make Alberta the best place in Canada to live, work, and raise a family.

Sincerely,

A handwritten signature in black ink that reads "Ric McIver". The signature is written in a cursive, flowing style.

Ric McIver
Minister

Attachments:

1. Education Property Tax Fact Sheet (2025)
2. Education Property Tax Comparison Report (2025)

Education Property Tax

Fact Sheet

Highlights of the 2025-26 provincial education property tax

Budget 2025 will see an increase to the education property tax rates after being frozen in 2024-25. The higher rates, along with rising property values and increased development, are expected to raise the education property tax requisition from \$2.7 billion in 2024-25 to \$3.1 billion in 2025-26.

The share of education operating costs funded by the education property tax will increase to 31.6 per cent in 2025-26, following historic lows of about 28 per cent in 2023-24 and 29.5 per cent in 2024-25. This will enhance Alberta's ability to fund school operations, leading to better educational outcomes as student enrolment continues to grow.

Education property taxes provide a stable source of revenue and equitable funding that supports K-12 education, including teachers' salaries, textbooks and classroom resources. They are not used to fund government operations, school capital costs or teachers' pensions.

Under the provincial funding model, all education property taxes are pooled by Alberta Education through the Alberta School Foundation Fund and distributed to public and separate school boards on an equal per-student basis.

How education property tax is calculated for municipalities

All municipalities collect an equitable share of the provincial education property tax in proportion to their total taxable property assessments, which are equalized across the province. The equalization process ensures owners of properties of similar value and type across the province pay similar amounts of education property taxes. For more details on this process, refer to the [Guide to Equalized Assessment](https://www.municipalaffairs.alberta.ca/documents/as/guide_to_equalized_assessment.pdf) (www.municipalaffairs.alberta.ca/documents/as/guide_to_equalized_assessment.pdf) on the Alberta website.

The provincial equalized assessment base used to determine education property taxes this year reflects 2023 property values.

In 2025, the education property tax will be calculated at a rate of \$2.72 per \$1,000 of the total residential/farmland equalized assessment value. The non-residential rate will be set at \$4.00 per \$1,000 of equalized assessment value. Most property owners will see a change to their education tax bill due to increasing mill rates and assessment values. Individual properties are taxed based on the local education property tax rate set by the municipality.

How much Calgary and Edmonton contribute to education property tax

Based on this formula, Calgary taxpayers will contribute \$1.037 billion in education property tax in 2025. Edmonton taxpayers will contribute \$575 million in education property tax in 2025. Funding for Calgary and Edmonton school boards will be based on the published profiles expected to be released by the end of March 2025.

Declaration of faith

The Canadian Constitution guarantees Roman Catholic citizens' minority rights to a separate education system. In communities with separate school jurisdictions, property owners can declare they are of the Roman Catholic faith, so their education property tax dollars can be directed to those separate school jurisdictions.

Education system benefits everyone

Alberta's education system plays a crucial role in shaping a skilled workforce, driving economic growth and fostering the social well-being of individuals and the province as a whole. It serves as a cornerstone for personal and collective prosperity, benefiting all Albertans—regardless of age, marital status or parental responsibilities.

Questions about financial assistance for seniors or the Seniors Property Tax Deferral program can be directed to the Alberta Supports Contact Centre at 1-877-644-9992 (in Edmonton - 780-644-9992).

2025 Education Property Tax Requisition Comparison Report

Municipality City	Residential / Farm Land Requisition			Non-Residential Requisition			Total Education Requisition		
	2024	2025	% Change	2024	2025	% Change	2024	2025	% Change
City of Airdrie	\$32,676,721	\$40,805,954	25%	\$7,511,823	\$8,908,827	19%	\$40,188,545	\$49,714,781	24%
City of Beaumont	\$8,754,927	\$10,279,535	17%	\$941,561	\$1,075,964	14%	\$9,696,488	\$11,355,500	17%
City of Brooks	\$2,922,628	\$3,197,758	9%	\$1,245,129	\$1,331,680	7%	\$4,167,755	\$4,529,436	9%
City of Calgary	\$662,592,617	\$790,698,938	19%	\$218,956,754	\$246,642,379	13%	\$881,549,371	\$1,037,341,317	18%
City of Camrose	\$5,706,740	\$6,369,265	12%	\$2,395,051	\$2,602,544	9%	\$8,101,791	\$8,971,809	11%
City of Chestermere	\$12,471,769	\$16,199,231	30%	\$898,257	\$1,100,498	23%	\$13,370,026	\$17,299,728	29%
City of Cold Lake	\$4,333,490	\$4,965,053	15%	\$2,250,679	\$2,494,154	11%	\$6,584,170	\$7,459,208	13%
City of Edmonton	\$376,410,720	\$411,115,425	9%	\$152,709,073	\$164,041,580	7%	\$529,119,793	\$575,157,005	9%
City of Fort Saskatchewan	\$10,595,208	\$11,991,264	13%	\$4,936,892	\$5,538,948	12%	\$15,532,100	\$17,530,212	13%
City of Grande Prairie	\$18,324,596	\$20,103,995	10%	\$11,818,731	\$12,679,645	7%	\$30,143,327	\$32,783,641	9%
City of Lacombe	\$4,114,518	\$4,683,149	14%	\$1,315,723	\$1,546,049	18%	\$5,430,241	\$6,229,198	15%
City of Leduc	\$12,014,226	\$13,877,339	16%	\$8,093,219	\$9,565,323	18%	\$20,107,445	\$23,442,662	17%
City of Lethbridge	\$32,216,642	\$36,528,257	13%	\$11,640,476	\$13,377,829	15%	\$43,857,118	\$49,906,086	14%
City of Lloydminster	\$5,541,443	\$6,079,283	10%	\$4,042,364	\$4,433,079	10%	\$9,583,808	\$10,512,362	10%
City of Medicine Hat	\$20,260,317	\$22,491,557	11%	\$6,535,658	\$7,437,516	14%	\$26,795,973	\$29,929,073	12%
City of Red Deer	\$30,998,165	\$34,713,671	12%	\$14,008,329	\$15,291,018	9%	\$45,006,494	\$50,004,689	11%
City of Spruce Grove	\$14,515,474	\$16,553,065	14%	\$4,551,525	\$5,171,599	14%	\$19,066,999	\$21,724,664	14%
City of St. Albert	\$30,468,863	\$33,797,441	11%	\$7,729,758	\$8,571,041	11%	\$38,198,621	\$42,368,481	11%
City of Wetaskiwin	\$2,649,107	\$2,926,303	10%	\$1,333,280	\$1,436,688	8%	\$3,982,386	\$4,362,991	10%
Specialized Municipality									
Lac La Biche County	\$3,402,910	\$3,748,401	10%	\$6,876,399	\$7,598,780	11%	\$10,279,309	\$11,347,181	10%
Mackenzie County	\$3,268,046	\$3,728,480	14%	\$3,460,652	\$3,759,748	9%	\$6,728,698	\$7,488,208	11%
Municipality of Crowsnest Pass	\$2,845,014	\$3,415,101	20%	\$652,417	\$728,785	12%	\$3,497,431	\$4,143,885	18%
Municipality of Jasper	\$2,897,656	\$3,244,828	12%	\$2,870,879	\$3,435,565	20%	\$5,768,534	\$6,680,393	16%
Regional Municipality of Wood Buffalo	\$25,588,211	\$26,818,348	5%	\$44,973,467	\$49,007,432	9%	\$70,561,678	\$75,825,781	7%
Strathcona County	\$49,559,018	\$55,303,202	12%	\$23,807,109	\$27,576,981	16%	\$73,366,127	\$82,880,183	13%
Municipal District									
Athabasca County	\$2,968,750	\$3,314,562	12%	\$2,935,244	\$3,141,602	7%	\$5,903,993	\$6,456,165	9%
Beaver County	\$2,127,932	\$2,369,081	11%	\$1,707,543	\$1,847,370	8%	\$3,835,475	\$4,216,451	10%
Big Lakes County	\$1,588,207	\$1,819,359	15%	\$3,445,321	\$3,862,452	12%	\$5,033,528	\$5,681,811	13%
Birch Hills County	\$297,581	\$326,293	10%	\$478,049	\$478,783	0%	\$775,630	\$805,076	4%
Brazeau County	\$2,737,950	\$3,083,062	13%	\$7,336,337	\$8,195,680	12%	\$10,074,287	\$11,278,741	12%
Camrose County	\$3,797,777	\$4,261,631	12%	\$2,090,341	\$2,274,726	9%	\$5,888,118	\$6,536,357	11%
Cardston County	\$1,685,667	\$2,104,898	25%	\$341,693	\$386,567	13%	\$2,027,360	\$2,491,465	23%
Clear Hills County	\$546,825	\$629,296	15%	\$2,559,575	\$2,776,630	8%	\$3,106,401	\$3,405,926	10%
Clearwater County	\$5,085,847	\$5,911,264	16%	\$14,021,592	\$15,701,105	12%	\$18,995,973	\$21,612,368	14%
County of Barrhead No. 11	\$2,124,431	\$2,333,529	10%	\$637,472	\$775,048	22%	\$2,761,903	\$3,108,577	13%
County of Forty Mile No. 8	\$1,328,654	\$1,432,634	8%	\$879,141	\$885,612	1%	\$2,205,795	\$2,318,247	5%
County of Grande Prairie No. 1	\$11,607,927	\$12,861,368	11%	\$14,419,704	\$15,807,044	10%	\$26,027,632	\$28,668,412	10%
County of Minburn No. 27	\$1,056,824	\$1,171,345	11%	\$1,367,655	\$1,508,893	10%	\$2,424,478	\$2,680,238	11%
County of Newell	\$2,636,382	\$3,011,645	14%	\$9,258,318	\$10,054,070	9%	\$11,894,699	\$13,065,715	10%

Requisitions are actuals, subject to revision
Classification: Public

2025 Education Property Tax Requisition Comparison Report

Municipality	Residential / Farm Land Requisition			Non-Residential Requisition			Total Education Requisition		
	2024	2025	% Change	2024	2025	% Change	2024	2025	% Change
County of Northern Lights	\$1,163,594	\$1,318,339	13%	\$2,357,154	\$2,465,897	5%	\$3,520,748	\$3,784,236	7%
County of Paintearth No. 18	\$607,198	\$674,528	11%	\$1,518,731	\$1,640,601	8%	\$2,125,929	\$2,315,129	9%
County of St. Paul No. 19	\$2,716,097	\$3,023,206	11%	\$1,675,231	\$1,820,102	9%	\$4,391,327	\$4,843,307	10%
County of Stettler No. 6	\$2,178,165	\$2,506,532	15%	\$1,969,009	\$2,155,166	9%	\$4,147,174	\$4,661,699	12%
County of Two Hills No. 21	\$1,128,952	\$1,267,303	12%	\$538,400	\$567,641	5%	\$1,667,352	\$1,834,944	10%
County of Vermilion River	\$3,105,239	\$3,504,031	13%	\$3,607,692	\$3,922,259	9%	\$6,712,931	\$7,426,290	11%
County of Warner No. 5	\$1,377,310	\$1,576,481	14%	\$763,665	\$831,683	9%	\$2,140,976	\$2,408,164	12%
County of Wetaskiwin No. 10	\$5,534,040	\$6,361,900	15%	\$2,571,375	\$2,697,651	5%	\$8,105,416	\$9,059,550	12%
Cypress County	\$4,164,065	\$4,756,597	14%	\$9,165,422	\$9,980,926	9%	\$13,329,487	\$14,737,523	11%
Flagstaff County	\$1,385,419	\$1,524,706	10%	\$2,296,911	\$2,465,257	7%	\$3,682,330	\$3,989,962	8%
Foothills County	\$20,718,315	\$24,817,686	20%	\$4,016,897	\$4,479,153	12%	\$24,735,212	\$29,296,839	18%
Kneehill County	\$1,919,588	\$2,234,421	16%	\$3,653,309	\$4,034,251	10%	\$5,572,896	\$6,268,673	12%
Lac Ste. Anne County	\$4,767,410	\$5,334,125	12%	\$1,299,875	\$1,435,830	10%	\$6,067,284	\$6,769,955	12%
Lacombe County	\$5,610,186	\$6,213,691	11%	\$7,250,909	\$7,833,466	8%	\$12,861,095	\$14,047,157	9%
Lamont County	\$1,559,287	\$1,727,462	11%	\$1,763,676	\$1,958,153	11%	\$3,322,963	\$3,685,614	11%
Leduc County	\$8,159,017	\$9,442,769	16%	\$20,320,932	\$23,628,449	16%	\$28,479,949	\$33,071,219	16%
Lethbridge County	\$3,698,818	\$4,187,551	13%	\$2,643,677	\$2,963,143	12%	\$6,342,496	\$7,150,694	13%
Mountain View County	\$7,735,673	\$9,098,245	18%	\$6,284,415	\$6,923,038	10%	\$14,020,087	\$16,021,283	14%
Municipal District of Acadia No. 34	\$184,219	\$198,106	8%	\$38,429	\$47,746	24%	\$222,648	\$245,852	10%
Municipal District of Bighorn No. 8	\$1,805,415	\$2,140,349	19%	\$1,755,884	\$2,030,637	16%	\$3,561,299	\$4,170,986	17%
Municipal District of Bonnyville No. 87	\$5,005,435	\$5,676,433	13%	\$12,176,155	\$13,366,783	10%	\$17,181,590	\$19,043,216	11%
Municipal District of Fairview No. 136	\$515,720	\$547,243	6%	\$453,223	\$504,090	11%	\$968,943	\$1,051,332	9%
Municipal District of Greenview No. 16	\$2,854,277	\$3,296,919	16%	\$29,122,178	\$32,658,178	12%	\$31,976,455	\$35,955,097	12%
Municipal District of Lesser Slave River No. 124	\$1,442,011	\$1,582,612	10%	\$2,611,656	\$3,016,477	16%	\$4,053,667	\$4,599,089	13%
Municipal District of Opportunity No. 17	\$682,373	\$734,631	8%	\$8,299,570	\$9,291,968	12%	\$8,981,943	\$10,026,599	12%
Municipal District of Peace No. 135	\$487,302	\$551,075	13%	\$436,111	\$439,013	1%	\$923,413	\$990,088	7%
Municipal District of Pincher Creek No. 9	\$1,935,495	\$2,306,550	19%	\$1,234,671	\$1,355,159	10%	\$3,170,165	\$3,661,708	16%
Municipal District of Provost No. 52	\$774,826	\$846,255	9%	\$4,135,144	\$4,529,243	10%	\$4,909,970	\$5,375,497	9%
Municipal District of Ranchland No. 66	\$69,910	\$79,213	13%	\$562,190	\$607,009	8%	\$632,100	\$686,222	9%
Municipal District of Smoky River No. 130	\$627,528	\$708,827	13%	\$820,142	\$925,736	13%	\$1,447,670	\$1,634,563	13%
Municipal District of Spirit River No. 133	\$218,076	\$247,068	13%	\$436,310	\$556,133	27%	\$654,387	\$803,201	23%
Municipal District of Taber	\$2,461,834	\$2,939,243	19%	\$2,977,866	\$3,271,695	10%	\$5,439,700	\$6,210,938	14%
Municipal District of Wainwright No. 61	\$1,870,314	\$2,036,211	9%	\$4,439,583	\$4,992,764	12%	\$6,309,897	\$7,028,975	11%
Municipal District of Willow Creek No. 26	\$2,481,124	\$3,018,965	22%	\$1,658,119	\$1,866,268	13%	\$4,139,243	\$4,885,234	18%
Northern Sunrise County	\$626,390	\$681,246	9%	\$4,598,306	\$4,984,628	8%	\$5,224,696	\$5,665,873	8%
Parkland County	\$18,079,142	\$20,338,767	12%	\$12,638,309	\$13,866,868	10%	\$30,717,451	\$34,205,635	11%
Ponoka County	\$4,744,959	\$5,612,733	18%	\$3,680,077	\$4,109,553	12%	\$8,425,035	\$9,722,286	15%
Red Deer County	\$10,558,882	\$12,203,080	16%	\$8,991,886	\$9,829,912	9%	\$19,550,768	\$22,032,992	13%
Rocky View County	\$38,920,613	\$47,862,361	23%	\$23,236,941	\$29,811,930	28%	\$62,157,553	\$77,674,291	25%
Saddle Hills County	\$513,541	\$657,511	28%	\$6,672,392	\$7,558,362	13%	\$7,185,933	\$8,215,873	14%
Smoky Lake County	\$1,043,840	\$1,209,203	16%	\$1,048,058	\$1,180,297	13%	\$2,091,898	\$2,389,500	14%
Starland County	\$616,057	\$713,053	16%	\$1,341,942	\$1,468,496	9%	\$1,957,998	\$2,181,548	11%
Sturgeon County	\$10,951,968	\$12,344,569	13%	\$9,175,271	\$10,047,558	10%	\$20,127,239	\$22,392,127	11%

Requisitions are actuals, subject to revision
Classification: Public

2025 Education Property Tax Requisition Comparison Report

Municipality	Residential / Farm Land Requisition			Non-Residential Requisition			Total Education Requisition		
	2024	2025	% Change	2024	2025	% Change	2024	2025	% Change
Thorhild County	\$1,143,781	\$1,245,132	9%	\$1,296,708	\$1,416,297	9%	\$2,440,489	\$2,661,429	9%
Vulcan County	\$2,024,349	\$2,444,881	21%	\$1,564,558	\$1,747,180	12%	\$3,588,907	\$4,192,061	17%
Westlock County	\$2,255,121	\$2,557,655	13%	\$564,510	\$633,448	12%	\$2,819,632	\$3,191,102	13%
Wheatland County	\$4,122,594	\$4,828,880	17%	\$6,645,007	\$7,303,042	10%	\$10,767,601	\$12,131,922	13%
Woodlands County	\$2,041,854	\$2,309,541	13%	\$3,290,161	\$3,692,933	12%	\$5,332,015	\$6,002,475	13%
Yellowhead County	\$4,577,378	\$4,859,162	6%	\$22,438,768	\$25,332,759	13%	\$27,016,146	\$30,191,921	12%
Town									
Town of Athabasca	\$673,705	\$737,486	9%	\$407,866	\$427,792	5%	\$1,081,571	\$1,165,279	8%
Town of Banff	\$5,452,073	\$6,139,710	13%	\$4,891,651	\$7,239,681	48%	\$10,343,724	\$13,379,391	29%
Town of Barhead	\$974,853	\$1,089,113	12%	\$450,923	\$495,890	10%	\$1,425,576	\$1,585,002	11%
Town of Bashaw	\$156,921	\$181,407	16%	\$67,935	\$80,469	18%	\$224,856	\$261,876	16%
Town of Bassano	\$233,950	\$263,839	13%	\$113,893	\$138,615	22%	\$347,843	\$402,454	16%
Town of Beaverlodge	\$596,683	\$648,163	9%	\$244,276	\$272,598	12%	\$840,959	\$920,760	9%
Town of Bentley	\$250,394	\$276,434	10%	\$57,414	\$59,363	3%	\$307,809	\$335,797	9%
Town of Blackfalds	\$3,261,920	\$3,712,428	14%	\$611,935	\$706,756	15%	\$3,873,855	\$4,419,184	14%
Town of Bon Accord	\$385,872	\$408,266	6%	\$28,429	\$32,741	15%	\$414,300	\$441,007	6%
Town of Bonnyville	\$1,519,070	\$1,574,566	4%	\$1,317,668	\$1,376,262	4%	\$2,836,738	\$2,950,828	4%
Town of Bow Island	\$373,506	\$404,338	8%	\$183,991	\$206,498	12%	\$557,497	\$610,836	10%
Town of Bowden	\$271,677	\$305,287	12%	\$58,369	\$64,180	10%	\$330,046	\$369,467	12%
Town of Bruderheim	\$363,604	\$398,261	10%	\$70,745	\$78,521	11%	\$434,349	\$476,782	10%
Town of Calmar	\$618,465	\$672,762	9%	\$187,788	\$214,536	14%	\$806,253	\$887,298	10%
Town of Canmore	\$23,913,325	\$27,778,702	16%	\$6,438,454	\$7,999,686	24%	\$30,351,778	\$35,778,387	18%
Town of Cardston	\$898,811	\$997,958	11%	\$180,488	\$214,989	19%	\$1,079,299	\$1,212,947	12%
Town of Carstairs	\$1,910,780	\$2,235,333	17%	\$255,532	\$284,693	11%	\$2,166,312	\$2,520,025	16%
Town of Castor	\$162,370	\$181,011	11%	\$53,449	\$60,928	14%	\$215,819	\$241,939	12%
Town of Claresholm	\$1,069,376	\$1,246,100	17%	\$381,473	\$423,148	11%	\$1,450,849	\$1,669,249	15%
Town of Coaldale	\$2,761,332	\$3,260,084	18%	\$673,399	\$837,833	24%	\$3,434,732	\$4,097,917	19%
Town of Coalhurst	\$797,268	\$914,316	15%	\$55,482	\$61,675	11%	\$852,750	\$975,991	14%
Town of Cochrane	\$16,990,384	\$21,325,962	26%	\$2,577,223	\$2,880,699	12%	\$19,567,606	\$24,206,661	24%
Town of Coronation	\$142,829	\$158,116	11%	\$83,519	\$92,592	11%	\$226,348	\$250,708	11%
Town of Crossfield	\$1,389,235	\$1,697,192	22%	\$717,281	\$834,122	16%	\$2,106,516	\$2,531,315	20%
Town of Daysland	\$194,940	\$216,695	11%	\$28,246	\$29,904	6%	\$223,185	\$246,599	10%
Town of Devon	\$2,127,248	\$2,380,509	12%	\$492,293	\$524,496	7%	\$2,619,541	\$2,905,006	11%
Town of Diamond Valley	\$2,208,310	\$2,764,092	25%	\$316,360	\$364,689	15%	\$2,524,671	\$3,128,780	24%
Town of Didsbury	\$1,521,057	\$1,737,458	14%	\$307,636	\$356,979	16%	\$1,828,694	\$2,094,437	15%
Town of Drayton Valley	\$1,775,121	\$2,025,777	14%	\$1,714,259	\$1,921,015	12%	\$3,489,381	\$3,946,792	13%
Town of Drumheller	\$1,814,112	\$2,062,736	14%	\$877,638	\$995,066	13%	\$2,691,750	\$3,057,802	14%
Town of Eckville	\$247,955	\$267,636	8%	\$80,853	\$92,285	14%	\$328,809	\$359,921	9%
Town of Edson	\$2,243,943	\$2,441,048	9%	\$1,512,476	\$1,669,593	10%	\$3,756,419	\$4,110,641	9%
Town of Elk Point	\$269,770	\$281,227	4%	\$159,710	\$170,692	7%	\$429,480	\$451,919	5%
Town of Fairview	\$571,989	\$604,192	6%	\$250,629	\$275,678	10%	\$822,618	\$879,870	7%
Town of Falher	\$145,054	\$157,251	8%	\$100,790	\$111,257	10%	\$245,844	\$268,508	9%
Town of Fort Macleod	\$869,224	\$1,017,081	17%	\$526,464	\$608,171	16%	\$1,395,688	\$1,625,252	16%

Requisitions are actuals, subject to revision
Classification: Public

2025 Education Property Tax Requisition Comparison Report

Municipality	Residential / Farm Land Requisition			Non-Residential Requisition			Total Education Requisition		
	2024	2025	% Change	2024	2025	% Change	2024	2025	% Change
Town of Fox Creek	\$504,733	\$503,588	0%	\$576,444	\$575,761	0%	\$1,081,177	\$1,079,349	0%
Town of Gibbons	\$901,128	\$996,373	11%	\$118,711	\$146,924	24%	\$1,019,840	\$1,143,297	12%
Town of Grimshaw	\$538,354	\$569,588	6%	\$188,597	\$181,690	-4%	\$726,951	\$751,279	3%
Town of Hanna	\$429,952	\$492,715	15%	\$235,065	\$252,372	7%	\$665,017	\$745,087	12%
Town of Hardisty	\$174,968	\$189,827	8%	\$112,379	\$117,531	5%	\$287,348	\$307,358	7%
Town of High Level	\$647,561	\$745,421	15%	\$775,817	\$869,788	12%	\$1,423,378	\$1,615,209	13%
Town of High Prairie	\$463,008	\$507,551	10%	\$416,569	\$452,358	9%	\$879,577	\$959,909	9%
Town of High River	\$5,185,679	\$6,262,867	21%	\$1,258,625	\$1,425,533	13%	\$6,444,304	\$7,688,400	19%
Town of Hinton	\$2,903,719	\$3,248,988	12%	\$1,730,494	\$1,897,036	10%	\$4,634,213	\$5,146,024	11%
Town of Innisfail	\$2,163,212	\$2,454,357	13%	\$973,022	\$1,061,323	9%	\$3,136,234	\$3,515,680	12%
Town of Irricana	\$335,782	\$400,812	19%	\$31,470	\$33,800	7%	\$367,252	\$434,612	18%
Town of Killam	\$184,519	\$201,804	9%	\$87,769	\$90,729	3%	\$272,289	\$292,534	7%
Town of Lamont	\$348,707	\$392,648	13%	\$104,466	\$109,447	5%	\$453,173	\$502,095	11%
Town of Legal	\$316,271	\$333,739	6%	\$32,996	\$36,812	12%	\$349,267	\$370,551	6%
Town of Magrath	\$638,897	\$744,423	17%	\$62,836	\$73,655	17%	\$701,733	\$818,079	17%
Town of Manning	\$227,713	\$245,891	8%	\$104,782	\$117,904	13%	\$332,495	\$363,795	9%
Town of Mayerthorpe	\$198,045	\$211,689	7%	\$102,394	\$105,880	3%	\$300,440	\$317,569	6%
Town of McLennan	\$79,379	\$86,129	9%	\$35,440	\$43,818	20%	\$115,819	\$129,947	12%
Town of Milk River	\$163,614	\$199,252	22%	\$42,209	\$48,759	16%	\$205,823	\$248,011	20%
Town of Millet	\$515,036	\$568,429	10%	\$129,356	\$168,955	31%	\$644,392	\$737,384	14%
Town of Morinville	\$3,097,155	\$3,500,557	13%	\$694,330	\$753,169	8%	\$3,791,484	\$4,253,725	12%
Town of Mundare	\$217,819	\$239,213	10%	\$52,965	\$56,443	7%	\$270,784	\$295,655	9%
Town of Nanton	\$691,299	\$847,683	23%	\$227,315	\$273,998	21%	\$918,614	\$1,121,681	22%
Town of Nobleford	\$346,672	\$414,409	20%	\$146,866	\$178,593	22%	\$493,538	\$593,002	20%
Town of Okotoks	\$13,779,201	\$17,010,168	23%	\$2,967,871	\$3,580,904	20%	\$16,747,072	\$20,591,072	23%
Town of Olds	\$3,184,858	\$3,750,666	18%	\$1,465,506	\$1,468,898	0%	\$4,650,364	\$5,219,563	12%
Town of Onoway	\$216,104	\$239,271	11%	\$140,242	\$134,295	-4%	\$356,346	\$373,566	5%
Town of Oyen	\$180,943	\$199,680	10%	\$81,592	\$101,503	24%	\$262,536	\$301,184	15%
Town of Peace River	\$1,662,202	\$1,750,544	5%	\$1,006,007	\$1,040,072	3%	\$2,668,209	\$2,790,616	5%
Town of Penhold	\$1,021,712	\$1,143,774	12%	\$152,701	\$180,175	18%	\$1,174,413	\$1,323,950	13%
Town of Picture Butte	\$472,143	\$557,869	18%	\$151,248	\$177,088	17%	\$623,390	\$734,957	18%
Town of Pincher Creek	\$973,274	\$1,189,883	22%	\$469,681	\$561,301	20%	\$1,442,955	\$1,751,185	21%
Town of Ponoka	\$1,776,801	\$1,986,442	12%	\$725,492	\$786,222	8%	\$2,502,293	\$2,772,664	11%
Town of Provost	\$364,151	\$391,494	8%	\$246,407	\$269,682	9%	\$610,558	\$661,176	8%
Town of Rainbow Lake	\$40,982	\$44,887	10%	\$49,354	\$52,583	7%	\$90,336	\$97,471	8%
Town of Raymond	\$992,896	\$1,174,077	18%	\$107,995	\$121,051	12%	\$1,100,891	\$1,295,127	18%
Town of Redcliff	\$1,554,017	\$1,733,801	12%	\$787,411	\$868,553	10%	\$2,341,428	\$2,602,354	11%
Town of Redwater	\$534,777	\$576,910	8%	\$338,658	\$353,488	4%	\$873,435	\$930,397	7%
Town of Rimbey	\$613,977	\$679,488	11%	\$309,420	\$355,264	15%	\$923,397	\$1,034,751	12%
Town of Rocky Mountain House	\$1,808,759	\$2,047,210	13%	\$1,064,113	\$1,167,426	10%	\$2,872,872	\$3,214,636	12%
Town of Sedgewick	\$183,204	\$198,272	8%	\$69,687	\$75,688	9%	\$252,891	\$273,960	8%
Town of Sexsmith	\$681,162	\$748,870	10%	\$192,410	\$203,172	6%	\$873,572	\$952,043	9%
Town of Slave Lake	\$1,629,791	\$1,796,707	10%	\$949,735	\$1,018,839	7%	\$2,579,526	\$2,815,547	9%
Town of Smoky Lake	\$197,093	\$223,157	13%	\$74,691	\$84,708	13%	\$271,784	\$307,865	13%

Requisitions are actuals, subject to revision
Classification: Public

2025 Education Property Tax Requisition Comparison Report

Municipality	Residential / Farm Land Requisition			Non-Residential Requisition			Total Education Requisition		
	2024	2025	% Change	2024	2025	% Change	2024	2025	% Change
Town of Spirit River	\$166,509	\$176,441	6%	\$75,363	\$81,040	8%	\$241,873	\$257,481	6%
Town of St. Paul	\$1,260,430	\$1,341,698	6%	\$627,699	\$694,064	11%	\$1,888,129	\$2,035,762	8%
Town of Stavely	\$141,229	\$168,982	20%	\$44,882	\$41,993	-6%	\$186,111	\$210,974	13%
Town of Stettler	\$1,456,021	\$1,633,399	12%	\$903,555	\$1,034,464	14%	\$2,359,576	\$2,667,863	13%
Town of Stony Plain	\$6,375,406	\$7,276,531	14%	\$1,940,532	\$2,210,709	14%	\$8,315,938	\$9,487,240	14%
Town of Strathmore	\$4,757,855	\$5,848,969	23%	\$1,195,802	\$1,403,028	17%	\$5,953,657	\$7,251,997	22%
Town of Sundre	\$837,834	\$949,140	13%	\$370,402	\$384,838	4%	\$1,208,236	\$1,333,977	10%
Town of Swan Hills	\$122,536	\$137,620	12%	\$111,045	\$104,896	-6%	\$233,581	\$242,516	4%
Town of Sylvan Lake	\$6,166,325	\$6,809,225	10%	\$1,282,671	\$1,431,680	12%	\$7,448,997	\$8,240,905	11%
Town of Taber	\$2,179,692	\$2,467,407	13%	\$1,012,489	\$1,188,322	17%	\$3,192,181	\$3,655,730	15%
Town of Thorsby	\$207,956	\$223,229	7%	\$80,840	\$81,266	1%	\$288,796	\$304,495	5%
Town of Three Hills	\$714,532	\$807,504	13%	\$232,148	\$278,749	20%	\$946,680	\$1,086,252	15%
Town of Tofield	\$505,708	\$546,545	8%	\$201,851	\$220,732	9%	\$707,560	\$767,277	8%
Town of Trochu	\$187,250	\$219,112	17%	\$63,669	\$74,608	17%	\$250,919	\$293,719	17%
Town of Two Hills	\$159,745	\$173,598	9%	\$52,490	\$56,602	8%	\$212,235	\$230,200	8%
Town of Valleyview	\$348,413	\$396,108	14%	\$293,412	\$342,250	17%	\$641,826	\$738,359	15%
Town of Vauxhall	\$204,637	\$242,223	18%	\$66,674	\$80,528	21%	\$271,311	\$322,750	19%
Town of Vegreville	\$1,270,223	\$1,398,415	10%	\$714,209	\$784,479	10%	\$1,984,432	\$2,182,894	10%
Town of Vermilion	\$1,048,118	\$1,148,399	10%	\$657,967	\$722,215	10%	\$1,706,085	\$1,870,614	10%
Town of Viking	\$181,712	\$199,249	10%	\$82,710	\$87,407	6%	\$264,422	\$286,656	8%
Town of Vulcan	\$506,701	\$581,657	15%	\$155,929	\$176,348	13%	\$662,630	\$758,004	14%
Town of Wainwright	\$1,647,086	\$1,773,328	8%	\$952,095	\$1,028,317	8%	\$2,599,181	\$2,801,645	8%
Town of Wembley	\$366,635	\$404,951	10%	\$140,603	\$160,702	14%	\$507,238	\$565,653	12%
Town of Westlock	\$1,062,898	\$1,175,208	11%	\$681,121	\$727,190	7%	\$1,744,019	\$1,902,398	9%
Town of Whitecourt	\$2,736,404	\$2,959,682	8%	\$2,275,620	\$2,535,055	11%	\$5,012,024	\$5,494,737	10%
Village									
Alberta Beach	\$460,851	\$493,842	7%	\$42,315	\$50,665	20%	\$503,166	\$544,506	8%
Village of Acme	\$137,589	\$166,973	21%	\$41,136	\$48,261	17%	\$178,726	\$215,235	20%
Village of Alix	\$157,002	\$184,519	18%	\$59,747	\$69,550	16%	\$216,748	\$254,068	17%
Village of Alliance	\$17,468	\$18,792	8%	\$10,788	\$11,391	6%	\$28,256	\$30,183	7%
Village of Amisk	\$29,421	\$30,500	4%	\$5,498	\$6,820	24%	\$34,919	\$37,319	7%
Village of Andrew	\$67,963	\$69,512	2%	\$20,820	\$23,248	12%	\$88,783	\$92,760	4%
Village of Arrowwood	\$34,108	\$42,675	25%	\$11,414	\$14,358	26%	\$45,523	\$57,032	25%
Village of Barnwell	\$263,431	\$293,199	11%	\$17,378	\$19,299	11%	\$280,809	\$312,499	11%
Village of Barons	\$47,345	\$65,841	39%	\$9,814	\$13,829	41%	\$57,159	\$79,670	39%
Village of Bawlf	\$84,230	\$92,378	10%	\$6,686	\$7,387	10%	\$90,916	\$99,765	10%
Village of Beiseker	\$204,158	\$245,284	20%	\$109,271	\$118,304	8%	\$313,430	\$363,588	16%
Village of Berwyn	\$73,925	\$75,735	2%	\$12,354	\$13,080	6%	\$86,279	\$88,815	3%
Village of Big Valley	\$57,540	\$64,384	12%	\$19,214	\$22,565	17%	\$76,754	\$86,948	13%
Village of Bittern Lake	\$57,647	\$62,677	9%	\$8,552	\$9,357	9%	\$66,199	\$72,035	9%
Village of Boyle	\$156,074	\$168,100	8%	\$96,197	\$105,289	9%	\$252,271	\$273,389	8%
Village of Breton	\$106,294	\$121,299	14%	\$41,573	\$44,422	7%	\$147,867	\$165,721	12%
Village of Carbon	\$102,293	\$117,893	15%	\$11,484	\$12,220	6%	\$113,778	\$130,113	14%

Requisitions are actuals, subject to revision
Classification: Public

2025 Education Property Tax Requisition Comparison Report

Municipality	Residential / Farm Land Requisition			Non-Residential Requisition			Total Education Requisition		
	2024	2025	% Change	2024	2025	% Change	2024	2025	% Change
Village of Carmangay	\$48,404	\$58,953	22%	\$9,539	\$11,983	26%	\$57,943	\$70,936	22%
Village of Champion	\$59,751	\$87,219	46%	\$13,866	\$17,077	23%	\$73,617	\$104,296	42%
Village of Chauvin	\$40,059	\$42,816	7%	\$21,383	\$24,237	13%	\$61,443	\$67,053	9%
Village of Chipman	\$47,300	\$51,912	10%	\$16,261	\$17,871	10%	\$63,561	\$69,783	10%
Village of Clive	\$194,459	\$214,050	10%	\$12,322	\$13,636	11%	\$206,781	\$227,686	10%
Village of Clyde	\$77,161	\$86,993	13%	\$9,832	\$9,822	0%	\$86,993	\$96,815	11%
Village of Consort	\$105,248	\$116,274	10%	\$62,836	\$70,117	12%	\$168,084	\$186,390	11%
Village of Coutts	\$37,085	\$42,040	13%	\$35,530	\$42,011	18%	\$72,615	\$84,051	16%
Village of Cowley	\$43,135	\$54,146	26%	\$15,417	\$17,089	11%	\$58,553	\$71,236	22%
Village of Cremona	\$111,326	\$122,020	10%	\$26,963	\$29,397	9%	\$138,289	\$151,416	9%
Village of Czar	\$25,085	\$28,713	14%	\$7,748	\$10,967	42%	\$32,833	\$39,680	21%
Village of Delburne	\$206,633	\$220,020	6%	\$43,829	\$42,883	-2%	\$250,463	\$262,903	5%
Village of Delia	\$34,212	\$39,445	15%	\$12,863	\$13,637	6%	\$47,075	\$53,082	13%
Village of Donaldia	\$31,630	\$35,086	11%	\$5,958	\$6,579	10%	\$37,588	\$41,665	11%
Village of Donnelly	\$49,360	\$54,966	11%	\$8,044	\$8,796	9%	\$57,403	\$63,763	11%
Village of Duchess	\$250,760	\$270,911	8%	\$35,705	\$40,972	15%	\$286,465	\$311,883	9%
Village of Edberg	\$20,445	\$23,160	13%	\$1,265	\$1,514	20%	\$21,711	\$24,674	14%
Village of Edgerton	\$63,662	\$67,381	6%	\$14,104	\$15,890	13%	\$77,766	\$83,271	7%
Village of Elnora	\$50,896	\$60,071	18%	\$10,459	\$10,647	2%	\$61,356	\$70,718	15%
Village of Empress	\$18,516	\$19,581	6%	\$6,651	\$6,571	-1%	\$25,167	\$26,152	4%
Village of Foremost	\$110,123	\$132,442	20%	\$43,240	\$50,545	17%	\$153,362	\$182,987	19%
Village of Forestburg	\$148,651	\$162,777	10%	\$37,102	\$38,679	4%	\$185,753	\$201,456	8%
Village of Girouxville	\$33,288	\$36,433	9%	\$10,115	\$10,327	2%	\$43,402	\$46,761	8%
Village of Glendon	\$92,993	\$99,084	7%	\$17,999	\$19,290	7%	\$110,993	\$118,375	7%
Village of Glenwood	\$75,308	\$90,453	20%	\$9,190	\$9,732	6%	\$84,497	\$100,185	19%
Village of Halkirk	\$14,685			\$6,513			\$21,198		
Village of Hay Lakes	\$123,952	\$139,060	12%	\$7,320	\$9,248	26%	\$131,272	\$148,308	13%
Village of Heisler	\$17,266	\$19,492	13%	\$5,182	\$5,825	12%	\$22,448	\$25,316	13%
Village of Hill Spring	\$54,414	\$60,440	11%	\$4,211	\$4,750	13%	\$58,625	\$65,190	11%
Village of Hines Creek	\$34,209	\$35,332	3%	\$20,015	\$21,640	8%	\$54,224	\$56,972	5%
Village of Holden	\$44,248	\$50,417	14%	\$32,543	\$34,896	7%	\$76,791	\$85,313	11%
Village of Hughenden	\$26,637	\$28,084	5%	\$5,880	\$6,641	13%	\$32,517	\$34,725	7%
Village of Hussar	\$30,710	\$35,112	14%	\$10,012	\$11,784	18%	\$40,723	\$46,896	15%
Village of Innisfree	\$24,567	\$28,117	14%	\$11,944	\$13,608	14%	\$36,510	\$41,725	14%
Village of Irma	\$94,487	\$103,158	9%	\$28,797	\$30,672	7%	\$123,284	\$133,830	9%
Village of Kitscoty	\$211,072	\$223,850	6%	\$26,720	\$29,034	9%	\$237,792	\$252,884	6%
Village of Linden	\$168,416	\$200,029	19%	\$65,604	\$71,363	9%	\$234,019	\$271,392	16%
Village of Lomond	\$26,897	\$31,081	16%	\$8,775	\$9,843	12%	\$35,672	\$40,924	15%
Village of Longview	\$133,296	\$157,316	18%	\$48,454	\$52,257	8%	\$181,750	\$209,574	15%
Village of Loughheed	\$32,223	\$34,916	8%	\$18,238	\$19,609	8%	\$50,461	\$54,525	8%
Village of Mannville	\$107,608	\$117,702	9%	\$32,971	\$35,179	7%	\$140,579	\$152,881	9%
Village of Marwayne	\$92,007	\$103,214	12%	\$16,706	\$19,408	16%	\$108,714	\$122,622	13%
Village of Milo	\$23,853	\$29,740	25%	\$12,798	\$14,627	14%	\$36,651	\$44,367	21%

Requisitions are actuals, subject to revision
Classification: Public

2025 Education Property Tax Requisition Comparison Report

Municipality	Residential / Farm Land Requisition			Non-Residential Requisition			Total Education Requisition		
	2024	2025	% Change	2024	2025	% Change	2024	2025	% Change
Village of Morrin	\$34,991	\$39,171	12%	\$4,515	\$5,360	19%	\$39,506	\$44,531	13%
Village of Munson	\$43,099	\$48,199	12%	\$4,950	\$5,534	12%	\$48,050	\$53,733	12%
Village of Mymam	\$36,939	\$39,970	8%	\$5,457	\$6,587	21%	\$42,396	\$46,558	10%
Village of Nampa	\$57,385	\$59,957	4%	\$67,853	\$71,282	5%	\$125,238	\$131,239	5%
Village of Paradise Valley	\$21,596	\$23,767	10%	\$5,095	\$5,744	13%	\$26,691	\$29,511	11%
Village of Rockyford	\$64,255	\$72,280	12%	\$23,645	\$26,088	10%	\$87,900	\$98,368	12%
Village of Rosalind	\$31,128	\$35,286	13%	\$9,256	\$10,292	11%	\$40,384	\$45,578	13%
Village of Rosemary	\$73,179	\$77,918	6%	\$8,384	\$10,011	19%	\$81,563	\$87,929	8%
Village of Rycroft	\$88,634	\$91,295	3%	\$94,487	\$99,226	5%	\$183,121	\$190,520	4%
Village of Ryley	\$65,801	\$71,484	9%	\$43,682	\$48,904	12%	\$109,483	\$120,388	10%
Village of Spring Lake	\$373,548	\$424,975	14%	\$11,986	\$13,638	14%	\$385,534	\$438,613	14%
Village of Standard	\$80,933	\$93,175	15%	\$52,180	\$55,237	6%	\$133,113	\$148,411	11%
Village of Stirling	\$294,781	\$346,258	17%	\$14,241	\$18,389	15%	\$309,022	\$362,647	17%
Village of Veteran	\$23,395	\$26,027	11%	\$9,571	\$10,370	8%	\$32,966	\$36,397	10%
Village of Vilna	\$28,541	\$30,806	8%	\$7,727	\$8,895	15%	\$36,268	\$39,701	9%
Village of Warburg	\$122,242	\$135,895	11%	\$41,969	\$44,792	7%	\$164,211	\$180,687	10%
Village of Warner	\$65,587	\$80,346	23%	\$16,418	\$20,411	24%	\$82,005	\$100,757	23%
Village of Waskatenau	\$40,856	\$43,870	7%	\$6,749	\$7,746	15%	\$47,605	\$51,617	8%
Village of Youngstown	\$22,650	\$24,802	10%	\$7,765	\$8,701	12%	\$30,415	\$33,503	10%
Summer Village									
Summer Village of Argentinia Beach	\$233,387	\$266,905	14%	\$1,180	\$1,326	12%	\$234,567	\$268,232	14%
Summer Village of Betula Beach	\$80,456	\$96,947	20%	\$215	\$239	11%	\$80,671	\$97,187	20%
Summer Village of Birch Cove	\$36,311	\$41,937	15%	\$207	\$230	11%	\$36,518	\$42,167	15%
Summer Village of Birchcliff	\$509,079	\$572,211	12%	\$7,128	\$7,674	8%	\$516,207	\$579,885	12%
Summer Village of Bondiss	\$170,894	\$194,473	14%	\$2,877	\$3,402	18%	\$173,770	\$197,875	14%
Summer Village of Bonnyville Beach	\$68,232	\$72,907	7%	\$667	\$733	10%	\$68,899	\$73,641	7%
Summer Village of Burnstick Lake	\$53,970	\$76,288	41%	\$131	\$150	14%	\$54,101	\$76,437	41%
Summer Village of Castle Island	\$35,579	\$37,112	4%	\$62	\$70	13%	\$35,641	\$37,182	4%
Summer Village of Crystal Springs	\$238,164	\$267,321	12%	\$1,208	\$1,341	11%	\$239,372	\$268,662	12%
Summer Village of Ghost Lake	\$126,210	\$156,277	24%	\$263	\$282	7%	\$126,472	\$156,559	24%
Summer Village of Golden Days	\$367,537	\$419,422	14%	\$3,258	\$3,258	0%	\$370,795	\$422,680	14%
Summer Village of Grandview	\$287,308	\$322,822	12%	\$1,076	\$1,222	14%	\$288,384	\$324,045	12%
Summer Village of Gull Lake	\$269,295	\$314,039	17%	\$4,504	\$5,412	20%	\$273,799	\$319,450	17%
Summer Village of Half Moon Bay	\$121,853	\$130,500	7%	\$157	\$180	14%	\$121,810	\$130,680	7%
Summer Village of Horseshoe Bay	\$42,270	\$45,515	8%	\$727	\$808	11%	\$42,997	\$46,323	8%
Summer Village of Island Lake	\$300,691	\$349,645	16%	\$2,611	\$3,237	24%	\$303,302	\$352,882	16%
Summer Village of Island Lake South	\$82,853	\$91,599	11%	\$408	\$456	12%	\$83,262	\$92,055	11%
Summer Village of Itaska Beach	\$124,501	\$137,429	10%	\$583	\$642	10%	\$125,084	\$138,070	10%
Summer Village of Jarvis Bay	\$490,062	\$575,535	17%	\$1,387	\$1,558	12%	\$491,449	\$577,092	17%
Summer Village of Kapasiwin	\$87,853	\$94,742	8%	\$317	\$347	9%	\$88,170	\$95,089	8%
Summer Village of Lakeview	\$46,084	\$55,272	20%	\$256	\$292	14%	\$46,340	\$55,564	20%
Summer Village of Larkspur	\$88,448	\$98,107	11%	\$220	\$240	9%	\$88,668	\$98,346	11%
Summer Village of Ma-Me-O Beach	\$272,676	\$287,565	5%	\$7,797	\$8,247	6%	\$280,473	\$295,811	5%

Requisitions are actuals, subject to revision
Classification: Public

2025 Education Property Tax Requisition Comparison Report

Municipality	Residential / Farm Land Requisition			Non-Residential Requisition			Total Education Requisition		
	2024	2025	% Change	2024	2025	% Change	2024	2025	% Change
Summer Village of Mewatha Beach	\$153,698	\$176,305	15%	\$916	\$1,152	28%	\$154,614	\$177,457	15%
Summer Village of Nakamun Park	\$110,355	\$125,086	13%	\$568	\$637	12%	\$110,923	\$125,723	13%
Summer Village of Norglenwold	\$600,456	\$702,346	17%	\$2,192	\$2,485	13%	\$602,648	\$704,831	17%
Summer Village of Norris Beach	\$97,746	\$106,415	9%	\$661	\$722	9%	\$98,407	\$107,137	9%
Summer Village of Parkland Beach	\$203,204	\$228,849	13%	\$9,298	\$10,332	11%	\$212,502	\$239,182	13%
Summer Village of Pelican Narrows	\$138,468	\$154,043	11%	\$1,162	\$1,279	10%	\$139,630	\$155,322	11%
Summer Village of Point Allison	\$65,116	\$69,073	6%	\$289	\$321	11%	\$65,405	\$69,394	6%
Summer Village of Poplar Bay	\$266,865	\$286,011	7%	\$1,487	\$1,644	11%	\$268,352	\$287,655	7%
Summer Village of Rochon Sands	\$162,437	\$176,078	8%	\$1,677	\$1,847	10%	\$164,113	\$177,926	8%
Summer Village of Ross Haven	\$163,226	\$181,804	11%	\$835	\$935	12%	\$164,061	\$182,739	11%
Summer Village of Sandy Beach	\$123,810	\$139,589	13%	\$2,364	\$2,708	15%	\$126,174	\$142,296	13%
Summer Village of Seba Beach	\$480,197	\$557,449	16%	\$13,885	\$15,546	12%	\$494,083	\$572,995	16%
Summer Village of Silver Beach	\$247,016	\$265,357	7%	\$755	\$839	11%	\$247,772	\$266,197	7%
Summer Village of Silver Sands	\$163,468	\$190,537	17%	\$4,717	\$5,376	14%	\$168,185	\$195,913	16%
Summer Village of South Baptiste	\$54,415	\$62,931	16%	\$2,889	\$3,115	8%	\$57,304	\$66,046	15%
Summer Village of South View	\$50,810	\$55,997	10%	\$498	\$552	11%	\$51,309	\$56,550	10%
Summer Village of Sunbreaker Cove	\$386,984	\$435,456	13%	\$613	\$681	11%	\$387,597	\$436,137	13%
Summer Village of Sundance Beach	\$169,430	\$187,637	11%	\$327	\$367	12%	\$169,757	\$188,004	11%
Summer Village of Sunrise Beach	\$75,973	\$85,126	12%	\$547	\$612	12%	\$76,520	\$85,738	12%
Summer Village of Sunset Beach	\$94,310	\$104,457	11%	\$575	\$646	12%	\$94,885	\$105,104	11%
Summer Village of Sunset Point	\$190,911	\$202,280	6%	\$727	\$811	12%	\$191,637	\$203,091	6%
Summer Village of Val Quentin	\$129,824	\$148,205	14%	\$1,098	\$1,223	11%	\$130,922	\$149,428	14%
Summer Village of Waiparous	\$97,209	\$125,505	29%	\$183	\$204	12%	\$97,391	\$125,708	29%
Summer Village of West Baptiste	\$98,465	\$116,564	18%	\$504	\$562	11%	\$98,969	\$117,126	18%
Summer Village of West Cove	\$152,266	\$163,052	7%	\$793	\$886	12%	\$153,059	\$163,939	7%
Summer Village of Whispering Hills	\$126,676	\$154,680	22%	\$1,096	\$1,890	72%	\$127,772	\$156,570	23%
Summer Village of White Sands	\$309,431	\$345,232	12%	\$2,257	\$2,512	11%	\$311,688	\$347,744	12%
Summer Village of Yellowstone	\$97,654	\$110,447	13%	\$629	\$707	12%	\$98,283	\$111,154	13%
Improvement District									
Improvement District No. 04 (Waterton)	\$486,959	\$557,367	14%	\$267,914	\$300,923	12%	\$754,873	\$858,290	14%
Improvement District No. 09 (Banff)	\$311,788	\$379,499	22%	\$2,732,751	\$3,522,788	29%	\$3,044,539	\$3,902,287	28%
Improvement District No. 12 (Jasper National Park)	\$15,812	\$18,047	14%	\$215,094	\$231,275	8%	\$230,906	\$249,323	8%
Improvement District No. 13 (Elk Island)	\$956	\$1,018	6%	\$22,334	\$23,454	5%	\$23,291	\$24,472	5%
Improvement District No. 24 (Wood Buffalo)	\$6,267	\$6,636	6%	\$3,913	\$4,363	11%	\$10,180	\$11,000	8%
Kananaskis Improvement District	\$179,885	\$208,069	16%	\$441,342	\$532,210	21%	\$621,228	\$740,278	19%
Special Area									
Special Areas Board	\$1,589,002	\$1,838,695	16%	\$8,984,038	\$9,707,515	8%	\$10,573,040	\$11,546,210	9%
Townsite									
Townsite of Redwood Meadows Administration Society	\$583,080	\$679,043	16%	\$0	\$0	0%	\$583,080	\$679,043	16%

Requisitions are actuals, subject to revision
Classification: Public



**Alberta-Northwest Territories Command
The Royal Canadian Legion**

“Military Service Recognition Book”

Dear Sir/Madam:

Thank you for your interest in the **Alberta-Northwest Territories Command of The Royal Canadian Legion**, representing **Veterans** in Alberta and the NWT. Please accept this written request for your support, as per our recent telephone conversation.

The **Alberta-NWT Command** is very proud to be printing another **5,000 copies** of our 18th Annual **“Military Service Recognition Book”** that helps recognize and honour many of our brave **Veterans** who served our Country so well during times of great conflict. This annual publication goes a long way to help the Legion in our job as the **“Keepers of Remembrance”**, so that none of us forget the selfless contributions made by our **Veterans**.

We would like to have your organization's support for this Remembrance project by sponsoring an advertisement space in our **“Military Service Recognition Book.”** Proceeds raised from this important project will allow us to fund the printing of this unique publication and also help our Command to improve our services to **Veterans** and the more than 170 communities that we serve throughout Alberta and the NWT. The Legion is recognized as one of Canada's largest **“Community Service”** organizations and we are an integral part of all the communities we serve. This project ensures the Legion's continued success in providing very worthwhile services.

Enclosed, please find a rate sheet for your review. Whatever you are able to contribute to this worthwhile endeavor would be greatly appreciated. For further information please contact the **Alberta-NWT Command Campaign Office** toll free at **1-888-404-1877**.

Thank you for your consideration and or support.

Sincerely,

Rosalind LaRose
President



Alberta-Northwest Territory Command The Royal Canadian Legion

“Military Service Recognition Book”

Advertising Prices

<u>Ad Size</u>	<u>Cost</u>		<u>GST</u>		<u>Total</u>
Full Colour Outside Back Cover	\$2,776.19	+	\$138.81	=	\$2,915.00
Inside Front/Back Cover (Full Colour)	\$2,414.29	+	\$120.71	=	\$2,535.00
Full Colour 2 Page Spread	\$3,861.90	+	\$193.10	=	\$4,055.00
Full Page (Full Colour)	\$1,928.57	+	\$96.43	=	\$2,025.00
Full Page	\$1,447.62	+	\$72.38	=	\$1,520.00
½ Page (Full Colour)	\$1,085.71	+	\$54.29	=	\$1,140.00
½ Page	\$842.86	+	\$42.14	=	\$885.00
¼ Page (Full Colour)	\$657.14	+	\$32.86	=	\$690.00
¼ Page	\$533.33	+	\$26.67	=	\$560.00
1/10 Page (Full Colour)	\$395.24	+	\$19.76	=	\$415.00
1/10 Page (Business Card)	\$328.57	+	\$16.43	=	\$345.00

G.S.T. Registration # R12 397 0410

All typesetting and layout charges are included in the above prices.

A complimentary copy of this year’s publication will be received by all advertisers purchasing space of 1/10 page and up, along with a Certificate of Appreciation from the Alberta-NWT Command.



PLEASE MAKE CHEQUE PAYABLE TO:
Alberta-NWT Command
The Royal Canadian Legion
(AB-NWT RCL)
(Campaign Office)
P O Box 2275, Stn. M
Calgary, AB T2P 2M6





Green View FCSS

VOLUNTEER APPRECIATION

-An Annual Event to Honour our Volunteers-

Green View FCSS would like to invite all volunteers and their families to the Volunteer Appreciation Dinner, which is held annually to recognize the many volunteers that keep our communities strong & growing.

Dinners will be held at:

Valleyview
April 23, 2025
5:00 pm to 7:00 pm
Memorial Hall

Grovedale
April 24, 2025
5:00 pm to 7:00 pm
Grovedale Hall

Please share this invitation with others in your community, so that all volunteers can be involved in the celebration.

If you would like to nominate a volunteer, please visit or call

Green View FCSS at 780-524-7603

Nomination Deadline: April 11, 2025

Notice of Photography - <https://mdgreenview.ab.ca/photography/>



Green View Family & Community Support Services
4707 50th St.
Valleyview, AB T0H 3N0



REGULAR COUNCIL MEETING

COUNCIL CHAMBERS
TOWN ADMINISTRATION OFFICE



CLOSED SESSION

CLOSED SESSION